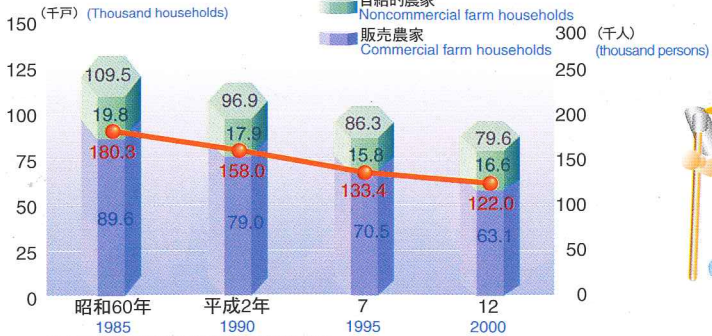


農・林・水産業 Agriculture, Forestry and Fisheries

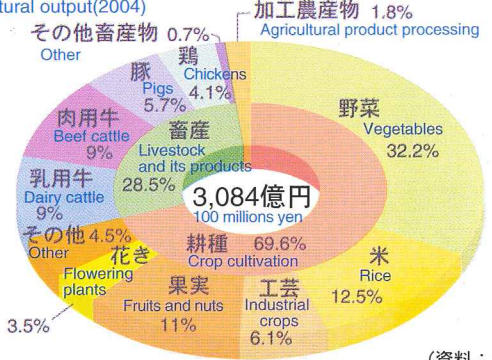
● 農家数の推移 Farm households



(注) 平成2年調査から農家の定義が下限面積5a→10a 販売金額10万円→15万円に引き上げられた。
(Note) The amount of farm household's sales increased from 5a to 10a and 10 to 15 thousand yen


(資料:「農業センサス」)
(Source:Census of Agriculture)

● 農業産出額 (平成16年) Gross agricultural output (2004)



(資料:九州農政局)
(Source:Kyushu regional agricultural administration office)

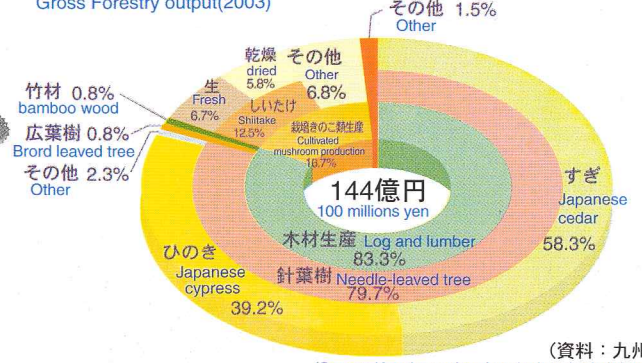
● 樹種別素材生産量 (平成16年) Production of logs by tree species (2004)



(資料:九州農政局)

(Source:Kyushu regional agricultural administration office)

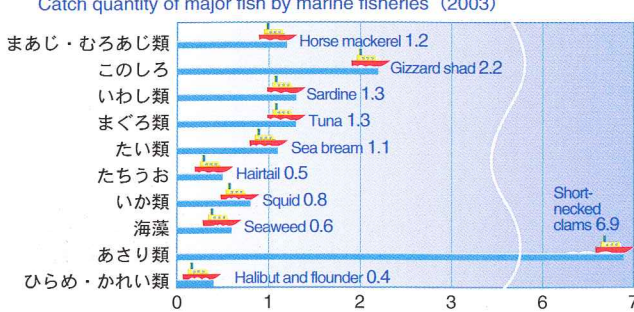
● 林業産出額 (平成15年) Gross Forestry output (2003)



(資料:九州農政局)

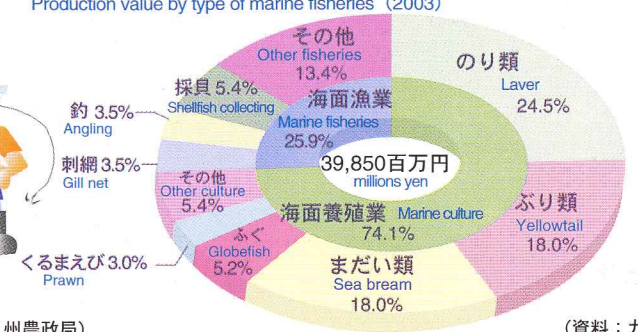
(Source:Kyushu regional agricultural administration office)

● 海面漁業の主要魚種別漁獲量 (平成15年) Catch quantity of major fish by marine fisheries (2003)



(資料:九州農政局)
(Source:Kyushu regional agricultural administration office)

● 漁業種類別生産額 (平成15年) Production value by type of marine fisheries (2003)



(資料:九州農政局)

(Source:Kyushu regional agricultural administration office)

● 主な農産物 Principal agricultural products

全国シェア 第1位 The 1st in national market share

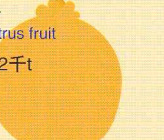
● すいか (Watermelon)
H15 75.7千t
2003
全国シェア 15.5%
Throughout Japan



● トマト (Tomato)
H15 85.9千t
2003
全国シェア 11.3%
Throughout Japan



● デコポン (Decopon citrus fruit)
H15 15.2千t
2003




● 甘夏みかん (Amanatsu mikan)
H15 18.8千t
2003
全国シェア 25.1%
Throughout Japan




● い草 (Rush)
H15 19.6千t
2003




● メロン (Melon)
H15 40.9千t
2003
全国シェア 15.2%
(第2位)
Throughout Japan (The 2nd)



● くり (Chestnut)
H15 3.9千t
2003
全国シェア 15.9%
(第2位)
Throughout Japan (The 2nd)



● 葉たばこ (Leaf tobacco)
H15 4.7千t
2003
全国シェア 9.3%
(第2位)
Throughout Japan (The 2nd)



● 宿根カスミソウ (Baby's breath)
H15 23,400千本
2003
全国シェア 28.9%
(第2位)
Throughout Japan (The 2nd)




● トルコギキョウ (Prairie gentian)
H15 11,300千本
2003
全国シェア 9.4%
(第2位)
Throughout Japan (The 2nd)

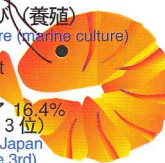


● 主な水産物 Principal marine products

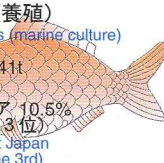
● ふぐ類 (養殖) (Globefish culture (marine culture))
H15 688t
2003
全国シェア 15.4%
(第2位)
Throughout Japan (The 2nd)




● くらまえば (養殖) (Prawn culture (marine culture))
H15 299t
2003
全国シェア 16.4%
(第3位)
Throughout Japan (The 3rd)



● まだい (養殖) (Sea breams (marine culture))
H15 8,741t
2003
全国シェア 10.5%
(第3位)
Throughout Japan (The 3rd)



● 真珠養殖 (pearl culture)
H15 2,025kg
2003
全国シェア 6.4%
(第4位)
Throughout Japan (The 4rd)



● 板のり (Laver as dried square sheet)
H15 1,112,190千枚
2003
全国シェア 12.5%
(第3位)
Throughout Japan (The 3th)



くまもとの日本一 NO.1 of Japan in KUMAMOTO

阿蘇のカルデラ
Caldera in Aso area



世界最大
The largest caldera
in the world

名水百選
Japan's top one hundred
clean water areas



4か所 sites
白川・池山・轟・菊池
Shirakawa/Ikeyama/Todoroki/Kikuchi

装飾古墳
Mounded tomb with
decorated chamber walls



193か所
sites

江戸時代に
造られた石橋
Stone bridge built
in the Edo Period




271か所
sites

野外ステージアスペクタ
Outdoor auditorium-
"Aspecta"



1,803m²

美里町の石段
(御坂遊歩道)
Stone steps in Misatomachi
(Misaka promenade)



3,333段
steps