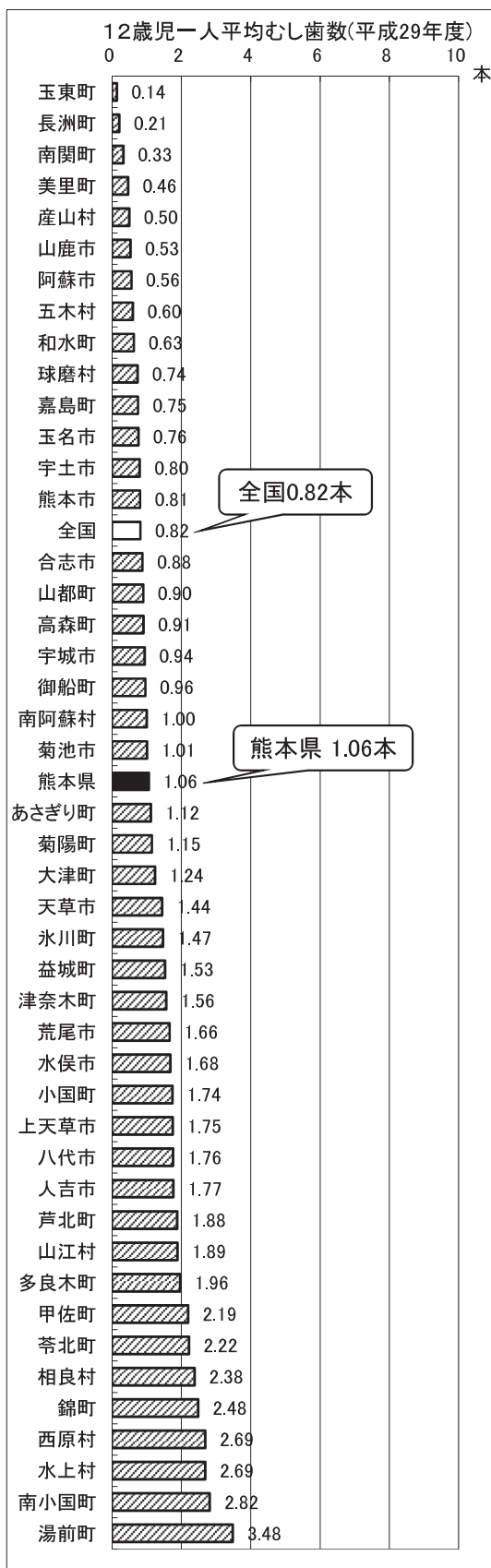
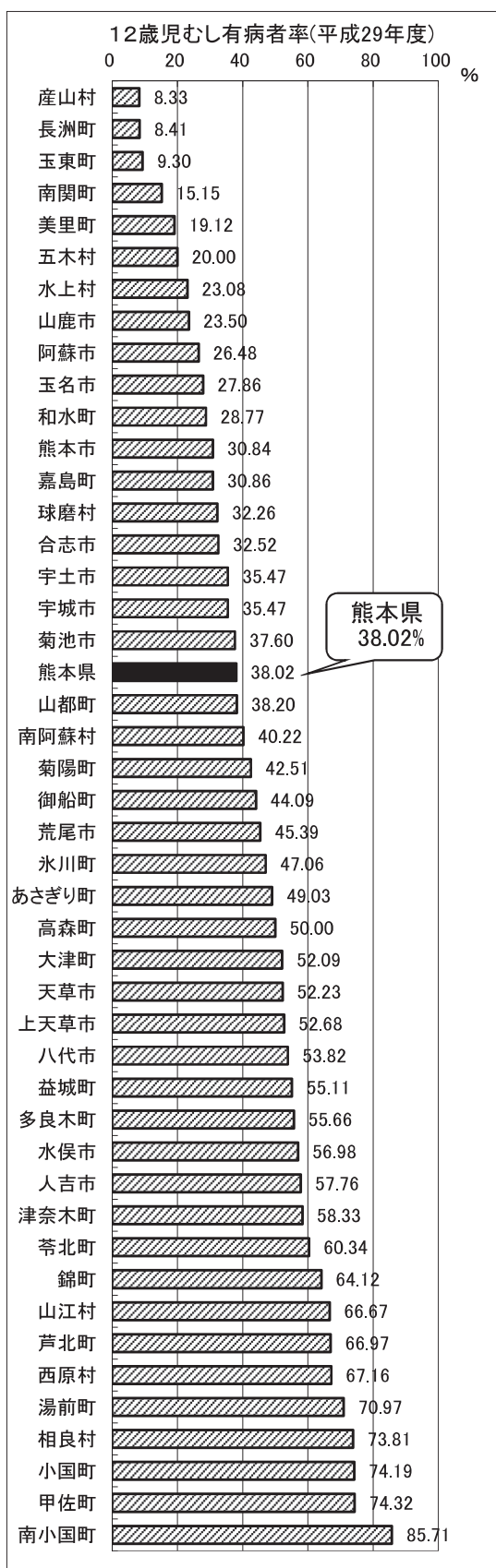
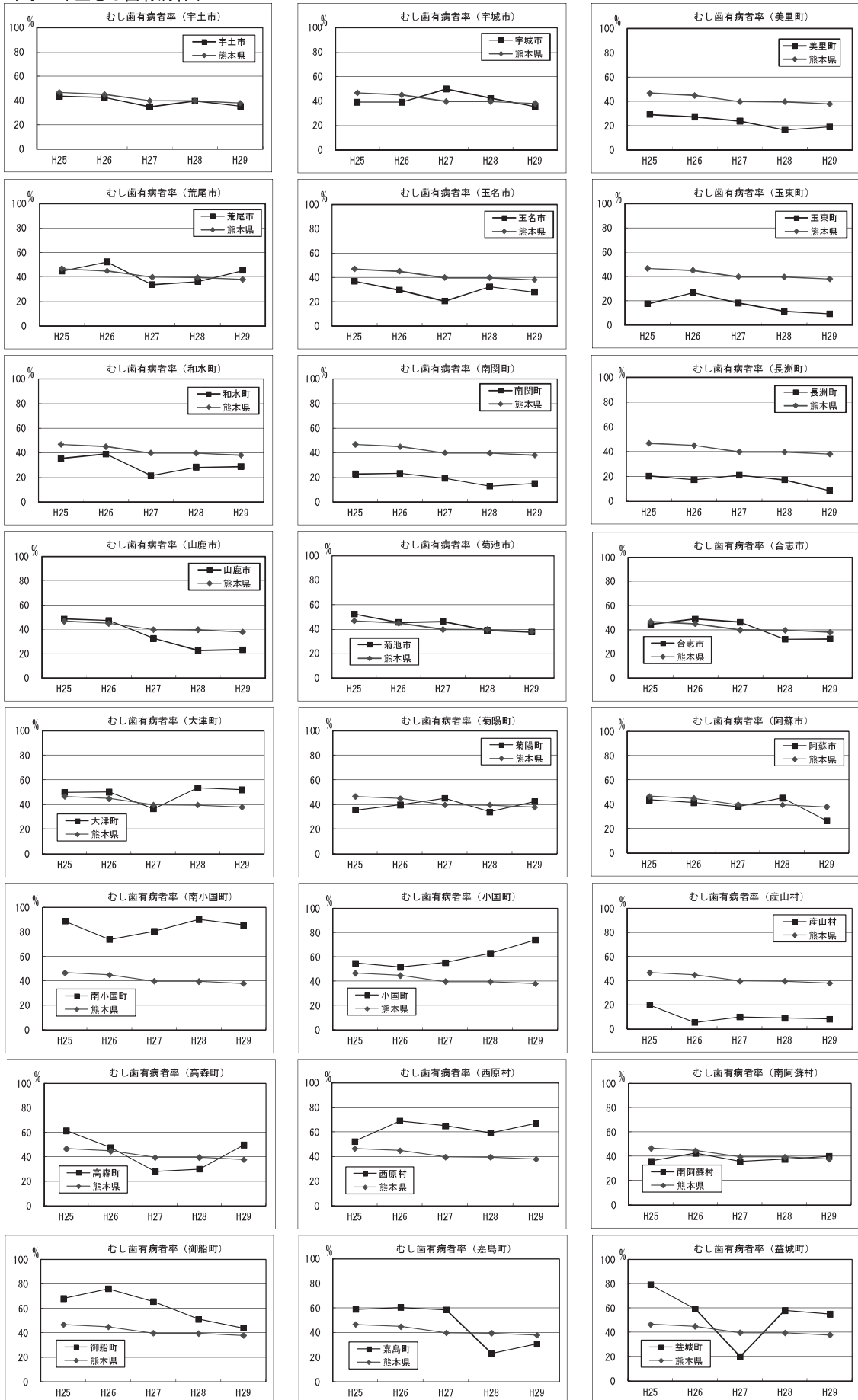


(11) 12歳児むし歯有病者率及び12歳児一人平均むし歯数の市町村順位

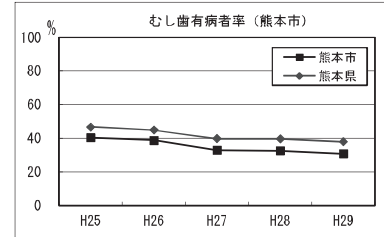
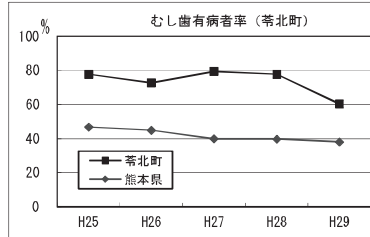
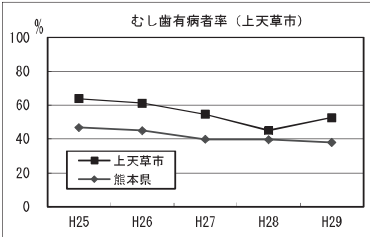
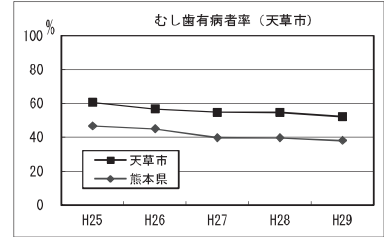
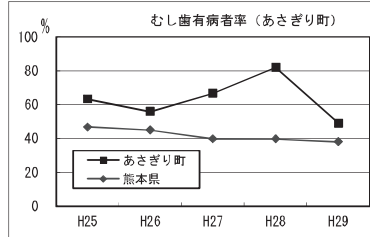
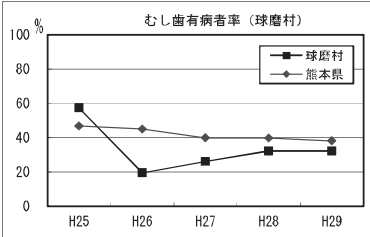
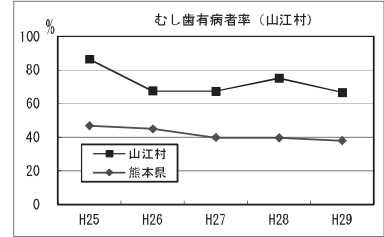
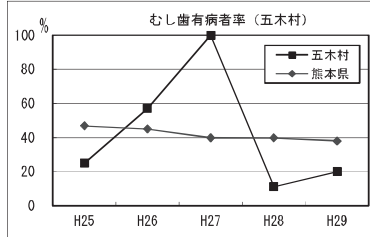
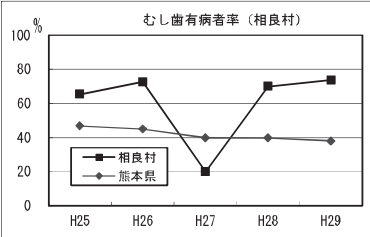
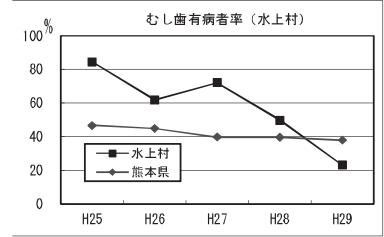
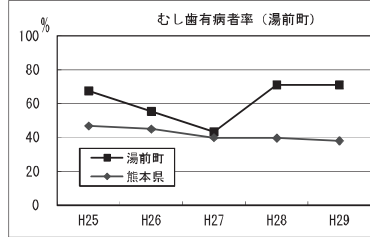
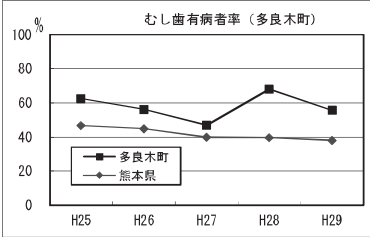
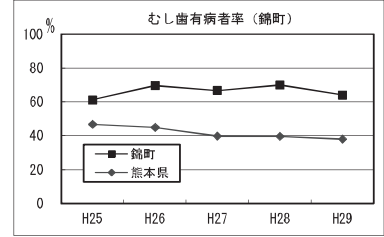
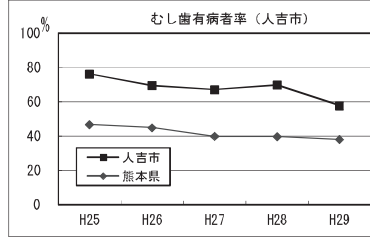
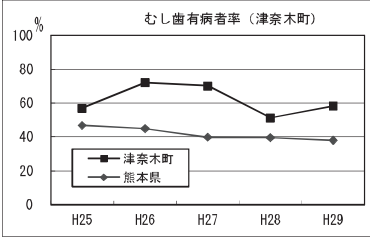
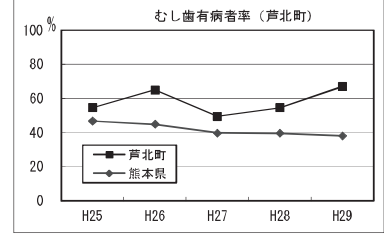
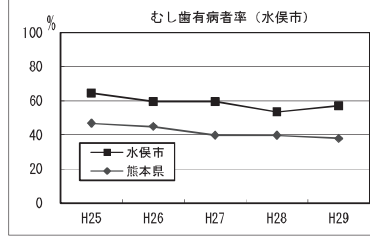
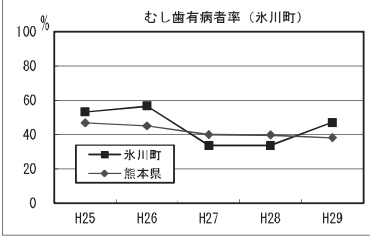
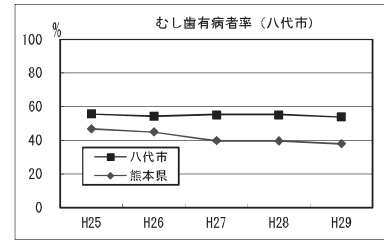
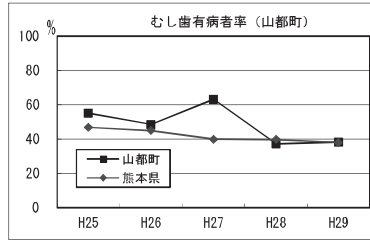
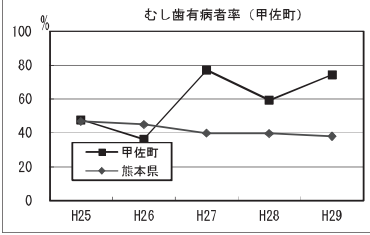


(12) 中学1年生の有病状況 (H25~H29)

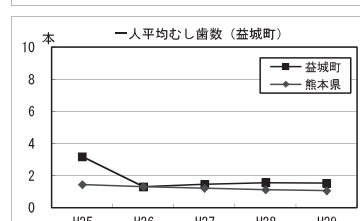
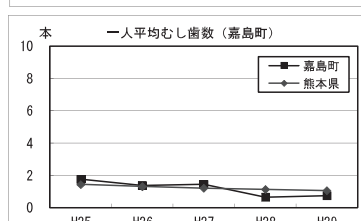
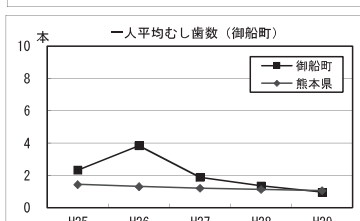
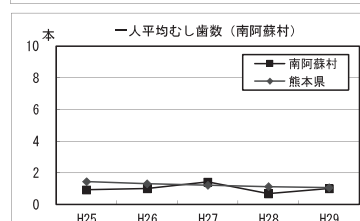
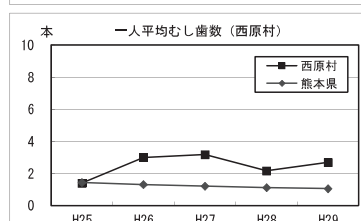
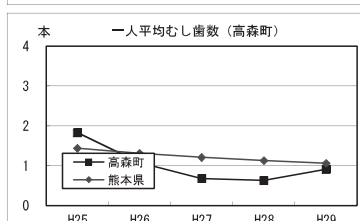
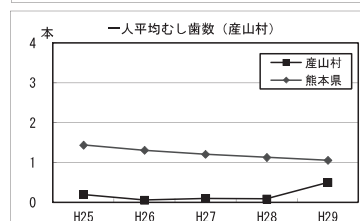
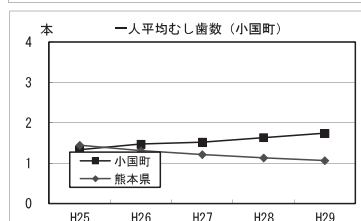
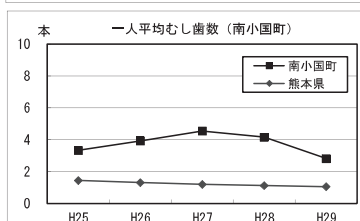
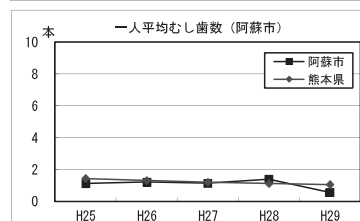
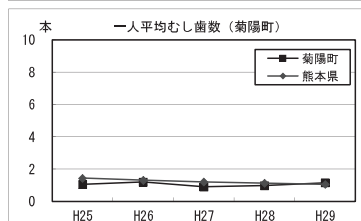
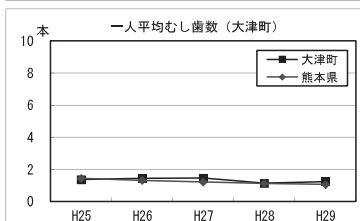
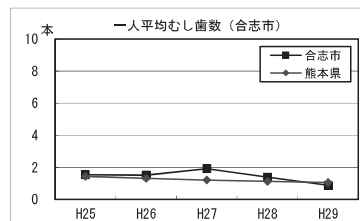
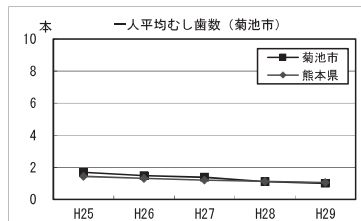
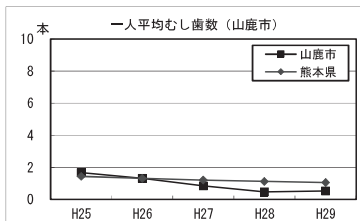
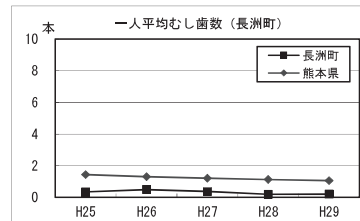
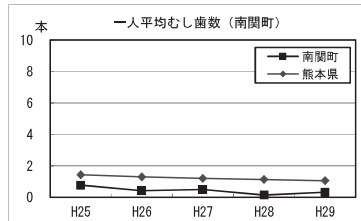
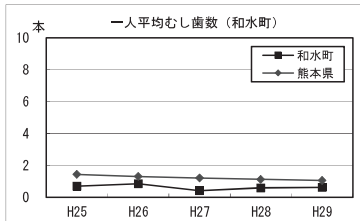
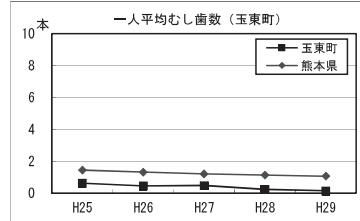
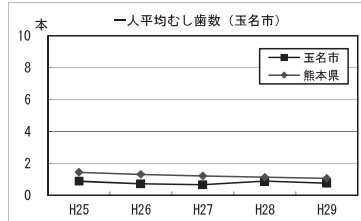
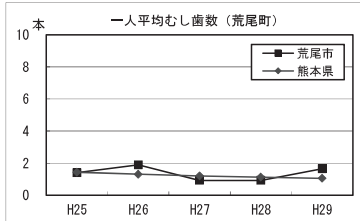
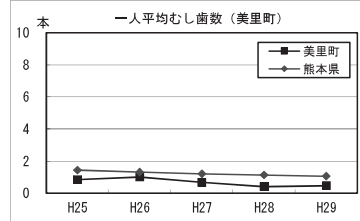
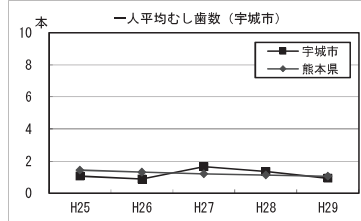
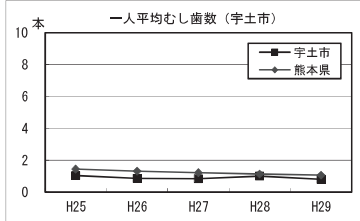
中学1年生むし歯有病者率



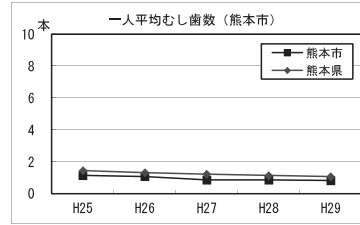
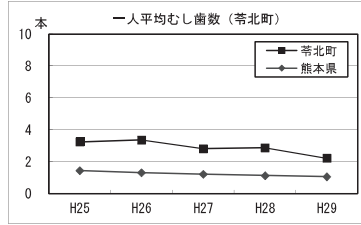
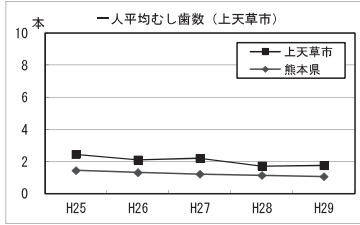
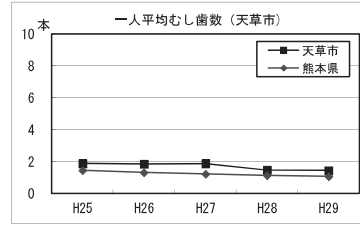
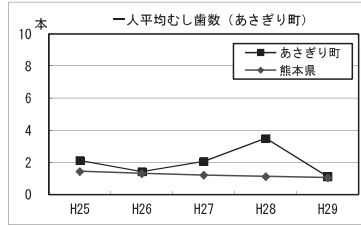
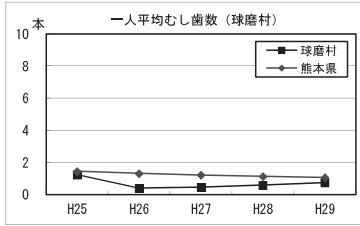
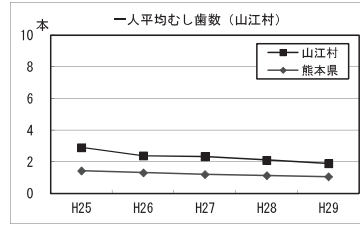
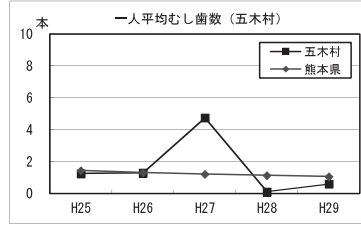
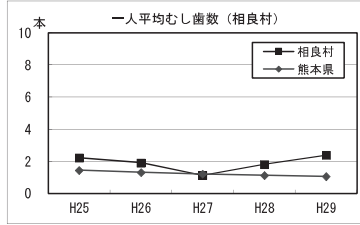
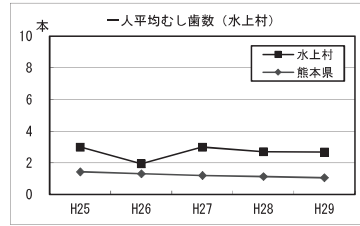
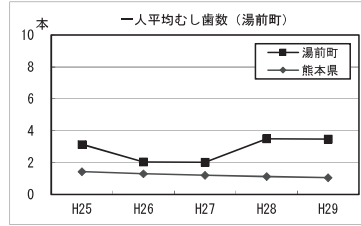
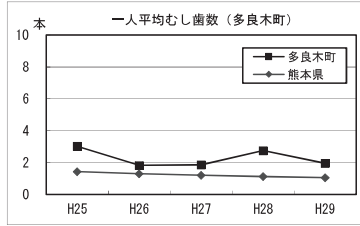
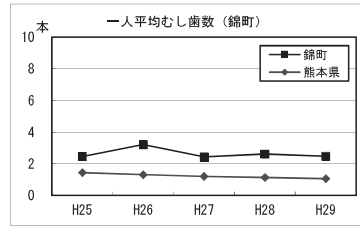
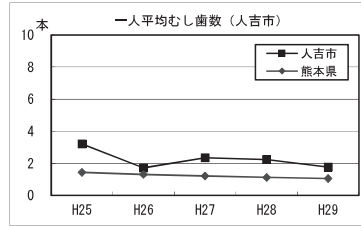
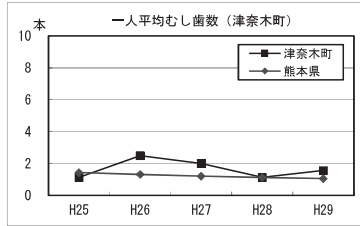
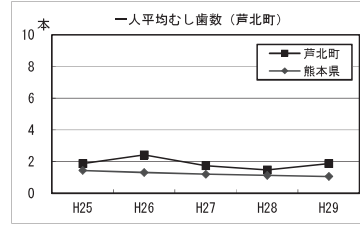
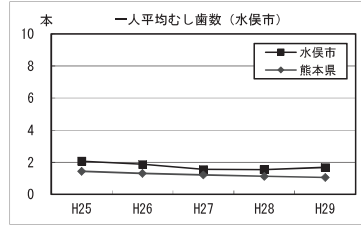
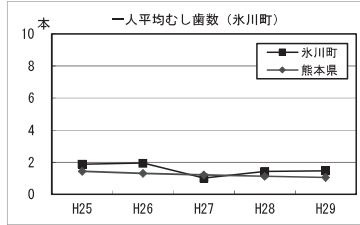
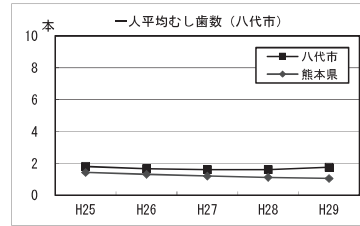
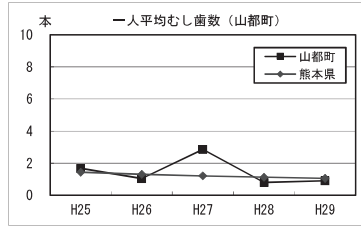
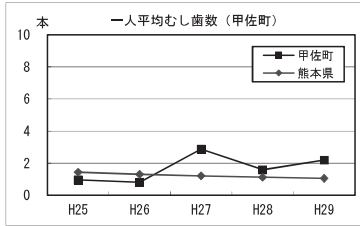
中学1年生むし歯有病者率



中学1年生一人平均むし歯本数



中学1年生一人平均むし歯本数



中学1年生むし歯有病者率

合併後の市町村で再集計

	H18	H19	H20	H21	H22	H23	H24	H25	H26	H27	H28	H29
宇土市	61.58	63.64	56.97	49.21	52.71	46.99	46.90	43.45	42.47	34.86	39.63	35.47
宇城市	55.45	60.96	49.19	55.81	49.57	43.08	43.68	39.17	39.11	49.90	42.38	35.47
美里町	57.84	48.84	41.30	36.25	44.58	25.88	45.57	29.17	27.27	23.81	16.44	19.12
荒尾市	69.68	68.32	78.87	61.42	58.97	58.06	51.27	44.87	52.34	33.70	36.24	45.39
玉名市	58.97	49.46	42.96	42.45	37.87	35.47	36.42	36.91	29.50	20.44	32.21	27.86
玉東町	43.75	44.07	28.30	46.94	14.04	33.33	16.28	17.50	26.79	18.18	11.54	9.30
和水町	35.77	44.34	45.69	45.10	47.25	28.00	28.40	35.29	39.06	21.43	28.33	28.77
南関町	46.96	42.06	40.35	43.14	26.97	39.33	34.15	22.73	23.26	19.23	12.90	15.15
長洲町	43.36	41.26	41.01	35.12	20.62	28.17	18.54	20.47	17.16	21.05	17.09	8.41
山鹿市	58.50	68.43	55.52	58.02	60.04	45.16	42.40	48.72	47.38	32.57	22.71	23.50
菊池市	69.17	71.75	64.20	74.73	62.48	59.64	60.96	52.29	45.49	46.23	39.02	37.60
合志市	67.98	70.43	67.65	79.79	75.37	58.82	49.40	44.43	49.00	46.27	32.24	32.52
大津町	82.75	83.92	83.99	83.02	88.96	64.29	63.39	50.00	50.30	36.62	53.69	52.09
菊陽町	71.76	76.70	70.21	74.73	42.32	58.48	26.23	35.61	39.82	45.08	34.14	42.51
阿蘇市	57.48	56.55	49.16	42.91	53.07	54.76	51.91	43.72	41.54	38.33	45.28	26.48
南小国町	95.56	82.98	90.00	92.31	76.47	80.56	72.73	88.89	74.07	80.65	90.32	85.71
小国町	83.53	86.05	80.72	75.00	67.44	66.67	74.58	55.00	51.67	55.38	63.16	74.19
産山村	13.33	41.67	47.06	50.00	41.67	6.67	23.08	20.00	5.56	10.00	9.09	8.33
高森町	70.37	64.20	57.63	83.33	48.15	53.57	61.82	61.70	47.62	28.30	30.23	50.00
西原村	75.00	60.61	93.94	58.46	48.33	22.73	91.04	52.38	69.01	65.15	59.30	67.16
南阿蘇村	80.43	58.93	75.00	60.44	52.00	62.22	45.45	36.36	42.72	35.90	37.78	40.22
御船町	58.68	71.84	57.14	63.31	52.35	41.50	65.91	68.31	76.15	65.69	51.24	44.09
嘉島町	85.23	92.55	87.50	76.25	88.76	68.75	73.49	58.90	60.56	58.62	22.97	30.86
益城町	85.19	77.27	63.48	83.53	78.19	71.10	85.02	79.56	59.51	20.25	58.22	55.11
甲佐町	86.00	87.00	47.52	69.57	76.71	89.66	47.13	47.78	36.25	77.11	59.42	74.32
山都町	71.15	62.29	55.41	71.74	53.03	48.80	49.12	55.05	48.51	63.16	37.23	38.20
八代市	72.57	67.35	74.22	72.09	64.37	65.62	60.63	55.64	54.38	55.35	55.28	53.82
氷川町	67.65	73.21	76.64	67.94	59.48	62.26	61.67	53.06	56.52	33.66	33.61	47.06
水俣市	68.64	67.10	64.81	62.60	61.57	67.08	66.67	64.62	59.57	59.55	53.44	56.98
芦北町	82.59	84.29	76.33	72.85	68.99	73.23	64.23	54.61	64.97	49.57	54.61	66.97
津奈木町	62.75	37.93	52.00	64.00	78.33	69.77	69.70	57.14	72.09	70.27	51.28	58.33
人吉市	85.33	78.55	81.13	83.33	78.69	74.71	63.38	76.20	69.45	67.01	69.82	57.76
錦町	88.74	91.53	82.22	86.09	75.40	66.09	71.97	61.27	69.75	66.67	70.09	64.12
多良木町	47.96	48.03	77.97	68.42	66.35	63.00	58.82	62.63	56.19	46.94	68.06	55.66
湯前町	80.43	86.27	84.91	92.00	86.84	85.00	68.75	67.50	55.56	43.33	71.05	70.97
水上村	90.62	97.14	100	96.00	100	80.95	65.00	84.62	61.90	72.22	50.00	23.08
相良村	26.32	29.17	43.48	81.48	82.61	50.00	69.77	65.45	72.73	20.00	70.00	73.81
五木村	100	90.91	66.67	81.25	40.00	42.86	40.00	25.00	57.14	100	11.11	20.00
山江村	95.65	100	97.87	93.88	73.33	87.18	96.43	86.36	67.50	67.39	75.00	66.67
球磨村	80.60	61.36	35.48	41.94	38.71	54.55	50.00	57.14	19.44	26.09	32.26	32.26
あさぎり町	81.68	81.52	76.97	89.25	70.69	71.05	76.37	63.27	55.88	66.67	81.94	49.03
天草市	76.80	76.19	72.62	75.75	67.96	69.98	68.50	60.58	56.80	54.86	54.69	52.23
上天草市	74.07	75.35	66.46	67.47	69.77	79.23	73.06	63.81	61.21	54.58	45.05	52.68
苓北町	86.02	77.63	76.14	85.54	69.05	83.56	85.19	77.78	72.86	79.45	77.78	60.34
熊本市	60.16	57.66	55.04	54.50	46.70	46.35	46.06	40.50	38.90	32.95	32.65	30.84
熊本県	65.68	64.04	61.00	61.90	55.07	53.07	51.46	46.78	44.99	39.85	39.71	38.02

中学1年生一人平均むし歯数

合併後の市町村で再集計

	H18	H19	H20	H21	H22	H23	H24	H25	H26	H27	H28	H29
宇土市	1.98	2.21	1.85	1.50	1.56	1.52	1.17	1.04	0.86	0.85	1.00	0.80
宇城市	1.68	1.55	1.35	1.34	1.32	1.35	1.11	1.07	0.89	1.65	1.35	0.94
美里町	1.90	1.36	1.33	0.90	1.30	0.62	1.03	0.85	1.01	0.67	0.41	0.46
荒尾市	2.52	2.19	2.48	2.07	2.02	1.97	1.69	1.41	1.90	0.93	0.93	1.66
玉名市	1.56	1.47	1.16	1.12	0.95	0.87	0.87	0.88	0.72	0.66	0.89	0.76
玉東町	1.27	1.12	0.77	0.88	0.28	0.83	0.26	0.62	0.46	0.48	0.23	0.14
和水町	0.63	0.92	1.06	1.06	1.33	0.60	0.68	0.71	0.86	0.42	0.60	0.63
南関町	0.85	0.85	0.79	0.83	0.63	0.93	0.84	0.78	0.42	0.50	0.15	0.33
長洲町	1.07	1.08	1.00	0.83	0.48	0.67	0.46	0.35	0.49	0.38	0.20	0.21
山鹿市	1.85	2.04	1.42	1.89	1.59	1.15	1.30	1.67	1.31	0.84	0.47	0.53
菊池市	2.77	2.77	2.35	2.76	2.32	2.16	1.97	1.69	1.48	1.38	1.11	1.01
合志市	3.23	2.80	3.26	3.41	3.10	1.90	1.64	1.54	1.51	1.92	1.39	0.88
大津町	4.03	3.42	3.87	3.79	4.65	2.26	2.05	1.36	1.44	1.46	1.14	1.24
菊陽町	3.16	3.28	2.94	2.98	1.27	1.27	0.62	1.05	1.20	0.91	0.98	1.15
阿蘇市	2.02	1.72	1.29	1.21	1.25	1.54	1.36	1.12	1.22	1.15	1.40	0.56
南小国町	4.13	3.38	3.10	4.10	3.79	2.92	3.15	3.33	3.93	4.55	4.16	2.82
小国町	2.66	3.13	3.69	2.11	2.08	1.78	2.46	1.33	1.47	1.52	1.63	1.74
産山村	0.60	0.96	1.47	1.12	0.50	0.27	0.46	0.20	0.06	0.10	0.09	0.50
高森町	2.73	2.15	1.83	3.83	1.54	1.70	2.47	1.83	1.08	0.68	0.63	0.91
西原村	3.30	2.64	3.17	2.25	2.55	2.52	2.01	1.40	3.00	3.18	2.17	2.69
南阿蘇村	2.45	1.91	2.69	1.81	1.67	1.68	1.41	0.93	1.00	1.42	0.68	1.00
御船町	2.53	2.49	2.10	1.91	1.34	1.33	2.20	2.33	3.84	1.88	1.36	0.96
嘉島町	3.73	3.99	4.20	3.20	2.75	2.08	2.14	1.77	1.38	1.44	0.65	0.75
益城町	3.25	2.68	2.33	3.26	2.71	1.98	3.49	3.18	1.31	1.45	1.56	1.53
甲佐町	3.45	3.62	1.35	2.80	2.88	3.89	3.86	0.96	0.81	2.88	1.59	2.19
山都町	2.37	1.87	1.79	2.23	1.52	1.46	1.37	1.68	1.05	2.86	0.80	0.90
八代市	2.66	2.48	2.74	2.68	2.26	2.32	2.08	1.81	1.67	1.61	1.61	1.76
氷川町	2.93	3.08	2.61	2.54	2.13	2.18	1.89	1.89	1.95	1.02	1.43	1.47
水俣市	2.23	1.98	2.01	2.01	2.00	2.38	2.13	2.07	1.87	1.56	1.54	1.68
芦北町	3.22	2.56	2.42	2.46	1.52	2.39	1.98	1.87	2.43	1.74	1.47	1.88
津奈木町	1.35	0.66	1.70	2.04	2.87	2.21	2.05	1.14	2.49	2.00	1.13	1.56
人吉市	4.38	3.62	3.68	3.46	3.13	2.82	2.20	3.21	1.72	2.35	2.24	1.77
錦町	5.54	4.77	4.78	5.94	4.11	2.72	3.04	2.46	3.21	2.44	2.62	2.48
多良木町	3.88	3.09	2.45	2.10	2.00	2.29	1.78	3.03	1.83	1.86	2.76	1.96
湯前町	2.76	3.94	3.17	6.10	3.89	4.12	2.19	3.15	2.04	2.03	3.50	3.48
水上村	2.78	4.00	5.43	6.16	5.85	2.19	2.45	3.00	1.95	3.00	2.70	2.69
相良村	0.56	0.68	1.43	2.11	3.04	1.68	2.65	2.22	1.91	1.13	1.82	2.38
五木村	7.65	4.27	3.00	2.38	1.20	0.57	1.10	1.25	1.29	4.75	0.11	0.60
山江村	6.61	6.62	5.04	4.27	3.33	3.21	3.86	2.91	2.38	2.33	2.11	1.89
球磨村	2.64	2.00	0.65	0.84	1.35	1.27	0.77	1.24	0.39	0.46	0.58	0.74
あさぎり町	3.21	3.08	2.36	4.16	2.37	2.57	2.54	2.12	1.43	2.07	3.51	1.12
天草市	3.11	2.91	2.99	2.86	2.56	2.52	2.17	1.87	1.84	1.86	1.46	1.44
上天草市	2.99	2.52	2.16	2.03	2.22	2.95	2.53	2.44	2.10	2.19	1.72	1.75
苓北町	3.69	2.64	3.18	3.65	2.50	3.68	3.67	3.24	3.36	2.82	2.87	2.22
熊本市	1.84	1.73	1.63	1.71	1.34	1.29	1.27	1.14	1.07	0.85	0.85	0.81
熊本県	2.35	2.17	2.06	2.14	1.79	1.65	1.57	1.44	1.31	1.21	1.13	1.06

中学1年生処置歯率

合併後の市町村で再集計

	H18	H19	H20	H21	H22	H23	H24	H25	H26	H27	H28	H29
宇土市	67.70	62.84	71.10	64.92	69.45	61.75	60.53	56.67	40.57	51.94	58.90	48.15
宇城市	75.09	71.12	67.11	68.36	78.11	80.00	73.98	72.98	70.59	58.87	73.87	57.73
美里町	72.16	79.49	63.93	84.72	75.93	77.36	91.36	77.05	50.00	76.79	83.33	74.19
荒尾市	74.64	67.08	72.02	61.33	48.52	45.70	45.70	43.33	45.20	49.52	43.24	74.01
玉名市	72.17	74.20	58.93	69.35	69.11	73.66	66.41	64.61	60.17	52.29	54.56	70.58
玉東町	91.36	87.88	92.68	69.77	100	70.00	72.73	84.00	100	100	58.33	100
和水町	72.73	64.29	65.85	78.70	83.47	80.00	92.73	91.67	96.36	65.71	80.56	71.74
南関町	77.55	74.73	80.00	58.82	67.86	86.75	82.61	36.23	75.00	38.46	55.56	31.82
長洲町	68.63	48.39	71.94	43.17	54.55	57.89	34.29	43.18	24.62	49.02	39.13	72.73
山鹿市	55.89	54.87	48.79	55.98	55.06	49.72	65.51	43.33	50.70	64.13	73.04	52.17
菊池市	52.08	55.63	56.03	61.75	57.54	64.71	75.89	66.76	68.06	69.03	70.46	62.28
合志市	56.79	59.07	64.00	71.44	71.44	54.93	54.48	48.22	59.80	38.97	41.93	78.84
大津町	62.63	53.89	65.85	77.69	71.72	70.01	68.17	66.20	62.08	72.53	84.12	96.85
菊陽町	51.72	44.33	48.69	50.71	60.17	62.02	69.33	34.11	46.20	53.02	46.40	59.53
阿蘇市	48.40	46.09	60.46	33.12	62.24	70.10	60.31	83.01	37.35	60.14	61.28	72.13
南小国町	74.73	60.38	70.16	55.62	59.69	58.10	53.85	90.83	67.92	80.85	62.79	75.95
小国町	75.66	69.52	61.76	65.62	88.27	73.38	84.83	92.50	80.68	86.87	88.17	89.81
産山村	66.67	47.83	52.00	55.56	33.33	50.00	33.33	100	0	100	100	33.33
高森町	68.33	90.80	84.26	85.71	75.90	77.89	77.21	70.93	85.29	83.33	92.59	84.31
西原村	80.54	52.87	83.25	62.33	47.06	75.30	65.93	55.68	60.56	90.95	60.43	47.22
南阿蘇村	68.00	80.37	49.12	66.67	62.87	63.58	63.71	67.07	66.99	52.25	70.49	80.43
御船町	62.56	82.26	77.11	61.49	73.50	69.39	83.45	67.98	54.11	87.60	62.20	85.25
嘉島町	57.32	57.07	41.67	54.30	70.20	51.20	55.06	72.87	62.24	62.40	29.17	45.90
益城町	59.27	56.17	58.04	77.96	71.57	78.15	87.50	90.90	62.06	65.72	67.23	71.20
甲佐町	38.26	47.51	45.59	67.05	81.43	76.33	61.61	37.21	27.69	81.17	86.36	85.19
山都町	74.59	70.12	71.70	78.57	60.70	69.23	71.15	64.48	67.92	30.88	68.00	56.25
八代市	63.57	65.34	65.71	64.40	67.11	67.94	67.48	68.75	64.28	69.08	70.90	71.06
氷川町	51.13	56.23	63.03	68.47	65.99	74.03	67.84	59.46	55.31	74.76	45.98	60.00
水俣市	56.09	54.00	47.70	57.34	59.18	54.72	67.16	52.51	54.88	54.23	68.15	74.33
芦北町	69.60	68.10	78.48	70.43	65.42	76.32	67.53	80.30	79.27	70.59	81.64	75.61
津奈木町	79.71	44.74	72.94	86.27	79.65	81.05	92.59	91.67	90.65	86.49	50.00	67.86
人吉市	65.82	48.96	42.90	70.90	70.53	78.43	73.55	58.82	71.78	79.13	82.26	59.30
錦町	43.49	61.63	55.81	38.21	73.36	49.52	46.13	55.43	66.75	61.24	61.24	62.77
多良木町	66.58	60.71	60.55	53.56	63.46	49.34	52.20	73.67	66.15	67.58	66.33	83.65
湯前町	59.06	76.12	57.74	57.38	48.65	64.24	78.57	95.24	94.55	80.33	68.42	48.15
水上村	75.28	82.14	78.40	86.36	85.47	69.57	81.63	76.92	60.98	81.48	100	87.14
相良村	56.25	75.51	65.15	70.18	72.86	89.19	77.19	84.43	65.48	56.86	67.12	66.00
五木村	60.00	59.57	88.89	73.68	66.67	75.00	100	10.00	88.89	94.74	0	0
山江村	50.33	55.59	81.43	82.78	100	99.20	95.37	97.66	89.47	94.39	92.11	91.76
球磨村	76.84	78.41	65.00	76.92	50.00	76.19	91.30	92.31	78.57	85.71	55.56	95.65
あさぎり町	63.43	63.14	59.33	71.45	69.01	65.64	78.62	61.54	81.48	75.90	26.68	67.24
天草市	64.05	63.97	63.00	69.71	68.84	70.40	59.59	60.29	60.07	55.86	75.93	79.09
上天草市	68.10	58.67	57.10	63.27	59.79	66.67	68.80	65.45	50.51	46.45	77.01	50.70
苓北町	72.89	76.12	79.64	77.56	78.10	88.10	78.28	83.33	92.77	92.23	82.32	84.50
熊本市	65.56	63.16	63.97	63.25	59.99	62.56	61.48	61.18	57.47	61.28	58.08	59.48
熊本県	63.59	61.88	62.53	64.98	64.88	65.48	65.34	63.01	59.80	62.03	62.72	66.50

中学1年生CO(要観察歯)保有者率 合併後の市町村で再集計

	H18	H19	H20	H21	H22	H23	H24	H25	H26	H27	H28	H29
宇土市	27.09	34.45	23.88	24.49	29.80	21.21	23.67	22.09	15.06	22.65	6.04	8.13
宇城市	21.06	12.61	16.88	23.23	16.87	14.19	16.79	10.40	15.08	19.61	17.86	21.32
美里町	16.67	48.84	17.39	7.50	15.66	15.29	15.19	11.11	9.09	3.57	2.74	1.47
荒尾市	40.63	41.41	50.11	47.98	52.99	38.51	33.12	25.85	29.67	19.51	16.97	17.26
玉名市	18.08	15.05	18.29	18.38	16.72	13.14	16.69	14.74	11.35	15.06	15.35	13.85
玉東町	3.12	0	0	0	0	0	0	0	3.57	0	9.62	2.33
和水町	15.45	34.91	23.28	16.67	23.08	16.00	19.75	14.71	14.06	7.14	31.67	20.55
南関町	11.30	8.41	17.54	7.84	6.74	25.84	18.29	12.50	18.60	14.10	9.68	7.58
長洲町	2.80	4.20	1.44	1.19	6.88	14.08	14.57	14.17	4.48	8.27	3.42	0
山鹿市	25.34	41.06	27.67	26.98	25.62	22.15	27.62	16.96	18.00	23.92	28.67	30.65
菊池市	31.98	37.92	30.16	25.70	38.10	31.52	26.10	31.19	27.04	27.14	26.17	27.11
合志市	13.87	24.79	31.99	34.08	91.04	53.30	34.87	40.03	26.35	14.00	16.34	21.54
大津町	6.14	24.27	7.84	3.18	7.79	9.63	7.14	7.01	11.59	37.75	24.72	12.53
菊陽町	39.12	45.45	55.46	51.60	32.61	32.68	30.65	26.10	18.08	20.14	25.11	15.66
阿蘇市	15.99	35.58	21.43	17.32	30.26	21.03	24.26	28.57	31.62	44.17	18.87	24.20
南小国町	44.44	59.57	50.00	53.85	47.06	47.22	69.70	16.67	37.04	32.26	38.71	39.29
小国町	55.29	51.16	26.51	28.95	36.05	32.05	32.20	21.67	20.00	16.92	15.79	12.90
産山村	13.33	45.83	11.76	12.50	16.67	20.00	15.38	20.00	5.56	20.00	18.18	33.33
高森町	29.63	19.75	30.51	35.71	24.07	16.07	27.27	44.68	26.98	24.53	16.28	17.86
西原村	57.14	36.36	40.91	44.62	50.00	31.82	50.75	34.92	46.48	33.33	59.30	68.66
南阿蘇村	33.70	30.36	17.86	30.77	34.00	23.33	27.27	11.36	19.42	35.90	42.22	17.39
御船町	16.77	17.82	1.71	3.55	71.81	24.49	20.45	28.17	33.85	24.82	42.15	26.77
嘉島町	46.59	57.45	46.25	50.00	34.83	36.25	42.17	24.66	39.44	35.63	25.68	34.57
益城町	56.57	60.00	53.24	33.83	31.88	28.57	25.73	26.42	34.05	34.18	20.72	24.77
甲佐町	0	13.00	44.55	22.83	31.51	12.64	34.48	52.22	38.75	25.30	14.49	27.03
山都町	51.28	45.71	33.78	22.46	24.24	28.80	30.70	51.38	35.64	53.68	42.55	42.70
八代市	17.78	20.69	17.70	22.62	24.75	21.39	24.16	16.55	16.07	14.76	17.48	16.20
氷川町	29.41	34.82	25.55	43.51	37.07	27.36	23.33	23.47	31.52	27.72	13.11	23.53
水俣市	32.40	23.87	21.48	25.59	34.71	34.17	40.87	41.04	28.26	38.64	31.75	22.35
芦北町	50.25	41.88	48.52	30.46	31.01	28.35	27.74	31.21	30.57	23.93	30.50	31.19
津奈木町	31.37	8.62	42.00	24.00	48.33	48.84	40.91	54.76	16.28	27.03	64.10	41.67
人吉市	25.82	36.19	32.61	32.28	41.53	39.94	42.68	25.60	40.84	50.34	55.44	18.41
錦町	17.22	16.10	11.11	1.74	46.03	21.74	15.15	2.82	5.04	9.52	11.11	23.66
多良木町	14.29	13.39	13.56	23.68	28.85	16.00	12.75	20.20	29.52	13.27	31.94	20.75
湯前町	54.35	15.69	47.17	8.00	55.26	55.00	34.38	57.50	18.52	30.00	50.00	41.94
水上村	62.50	42.86	52.17	44.00	55.00	28.57	45.00	19.23	47.62	27.78	30.00	23.08
相良村	10.53	4.17	30.43	27.78	32.61	9.09	20.93	20.00	22.73	17.78	30.00	19.05
五木村	0	18.18	0	43.75	60.00	28.57	40.00	50.00	42.86	0	33.33	40.00
山江村	8.70	0	29.79	26.53	63.33	48.72	42.86	47.73	42.50	47.83	50.00	48.89
球磨村	25.37	25.00	25.81	25.81	32.26	15.15	46.67	33.33	8.33	13.04	16.13	32.26
あさぎり町	36.14	43.48	40.13	50.00	43.68	54.61	50.00	61.22	48.82	39.66	18.06	25.81
天草市	32.73	29.84	36.81	39.89	45.41	37.77	45.10	42.18	47.11	43.57	44.46	49.70
上天草市	8.83	10.36	18.94	15.22	28.24	46.13	42.09	45.53	44.40	37.45	36.14	34.63
苓北町	0	5.26	0	1.20	2.38	0	0	6.35	30.00	6.85	1.59	3.45
熊本市	21.87	20.35	21.35	20.40	20.23	18.74	17.05	16.00	15.80	15.86	18.26	15.23
熊本県	23.89	25.14	24.76	24.30	28.26	23.86	23.47	21.41	20.98	21.23	21.59	19.45

中学1年生GO(歯周疾患要観察歯)保有者率 合併後の市町村で再集計

	H18	H19	H20	H21	H22	H23	H24	H25	H26	H27	H28	H29
宇土市	32.02	10.05	33.81	35.51	36.45	37.63	19.47	27.43	26.91	16.54	46.46	45.81
宇城市	23.48	31.83	33.77	28.55	26.92	31.17	27.62	25.82	31.10	35.53	35.73	36.82
美里町	6.86	32.56	29.35	7.50	15.66	11.76	21.52	37.50	18.18	7.14	36.99	8.82
荒尾市	38.53	45.76	38.13	31.86	29.91	25.60	25.95	38.68	42.06	28.82	24.31	23.88
玉名市	20.11	8.47	9.58	10.40	10.50	12.41	9.78	10.01	9.83	13.00	10.46	12.08
玉東町	3.12	13.56	64.15	20.41	7.02	22.92	9.30	15.00	10.71	0	23.08	4.65
和水町	14.63	24.53	18.97	3.92	3.30	13.00	13.58	4.41	6.25	17.86	18.33	9.59
南関町	0.87	1.87	0.88	24.51	10.11	0	0	0	6.98	6.41	3.23	16.67
長洲町	2.80	9.09	2.88	3.57	3.12	4.93	17.88	3.94	0.75	3.01	3.42	3.74
山鹿市	21.60	21.72	22.06	19.22	22.18	17.63	17.13	20.71	18.68	5.92	9.40	19.59
菊池市	31.02	16.36	18.87	26.34	21.52	25.40	20.39	33.26	17.17	19.85	17.52	21.23
合志市	20.38	3.42	17.28	16.44	24.25	11.23	18.46	14.44	8.17	9.89	36.85	14.41
大津町	9.06	21.64	10.46	24.40	6.82	1.24	10.42	6.05	4.57	20.28	10.51	12.53
菊陽町	20.29	23.58	25.66	26.60	27.49	35.38	27.27	28.54	21.97	21.05	19.60	10.29
阿蘇市	8.50	10.86	15.55	11.42	11.84	7.14	6.38	9.96	6.25	5.42	14.15	6.39
南小国町	8.89	40.43	20.00	43.59	47.06	41.67	45.45	27.78	25.93	29.03	32.26	28.57
小国町	0	0	0	0	2.33	1.28	3.39	0	3.33	10.77	1.75	9.68
産山村	6.67	12.50	0	12.50	0	0	7.69	0	5.56	0	9.09	8.33
高森町	27.16	44.44	33.90	33.33	48.15	44.64	34.55	42.55	44.44	66.04	53.49	58.93
西原村	25.00	28.79	22.73	36.92	41.67	40.91	4.48	0	63.38	62.12	53.49	28.36
南阿蘇村	7.61	19.64	21.43	16.48	15.00	13.33	21.59	12.50	2.91	8.97	5.56	22.83
御船町	23.35	2.30	5.71	1.78	18.12	4.08	6.06	9.86	19.23	13.87	14.88	11.02
嘉島町	37.50	41.49	52.50	37.50	38.20	36.25	15.66	28.77	19.72	32.18	13.51	12.35
益城町	30.98	42.12	51.88	20.66	18.12	65.45	17.59	17.92	27.91	20.57	32.89	33.44
甲佐町	4.00	13.00	5.94	73.91	73.97	24.14	50.57	53.33	40.00	72.29	60.87	20.27
山都町	14.74	8.00	13.51	5.07	12.12	12.80	10.53	14.68	15.84	23.16	17.02	24.72
八代市	24.07	20.40	23.95	23.08	25.98	22.28	28.60	20.60	18.73	18.36	18.63	17.97
氷川町	36.76	47.32	28.47	34.35	34.48	28.30	43.33	46.94	52.17	13.86	34.43	24.71
水俣市	36.93	45.48	41.48	12.99	23.55	15.83	18.25	15.57	21.30	23.64	27.51	13.97
芦北町	14.93	10.47	36.09	29.14	30.38	23.62	16.79	14.89	12.74	23.93	22.70	21.10
津奈木町	72.55	0	66.00	46.00	30.00	32.56	51.52	54.76	48.84	54.05	33.33	58.33
人吉市	9.78	6.43	9.97	29.89	24.86	27.30	6.69	18.07	21.54	8.16	13.33	13.72
錦町	21.85	27.97	14.81	38.26	34.13	30.43	15.91	10.56	19.33	13.49	6.84	18.32
多良木町	2.04	2.36	5.08	33.33	34.62	24.00	26.47	27.27	18.10	18.37	26.39	54.72
湯前町	54.35	39.22	41.51	18.00	23.68	47.50	25.00	67.50	48.15	66.67	28.95	38.71
水上村	0	0	8.70	8.00	5.00	9.52	10.00	3.85	4.76	0	0	11.54
相良村	1.75	27.78	30.43	72.22	45.65	31.82	37.21	69.09	20.45	8.89	15.00	14.29
五木村	0	0	0	0	80.00	0	20.00	0	0	0	11.11	40.00
山江村	13.04	0	27.66	12.24	0	17.95	3.57	2.27	0	0	0	2.22
球磨村	0	0	0	9.68	0	3.03	0	0	0	0	0	3.23
あさぎり町	13.86	23.91	12.50	16.13	15.52	24.34	7.69	24.49	25.29	31.03	20.83	20.65
天草市	28.77	25.61	19.42	21.68	29.72	28.09	29.67	34.17	35.67	33.86	22.87	25.45
上天草市	9.97	10.08	10.87	13.84	10.96	20.77	16.16	22.96	18.97	17.53	18.81	23.41
苓北町	2.15	9.21	4.55	4.82	1.19	0	1.85	1.59	0	2.74	1.59	0
熊本市	18.42	19.25	18.94	22.42	20.57	19.31	19.74	18.67	19.70	19.03	18.03	19.32
熊本県	20.35	19.78	20.85	22.34	21.96	21.32	20.04	20.52	20.22	19.50	20.46	20.09